

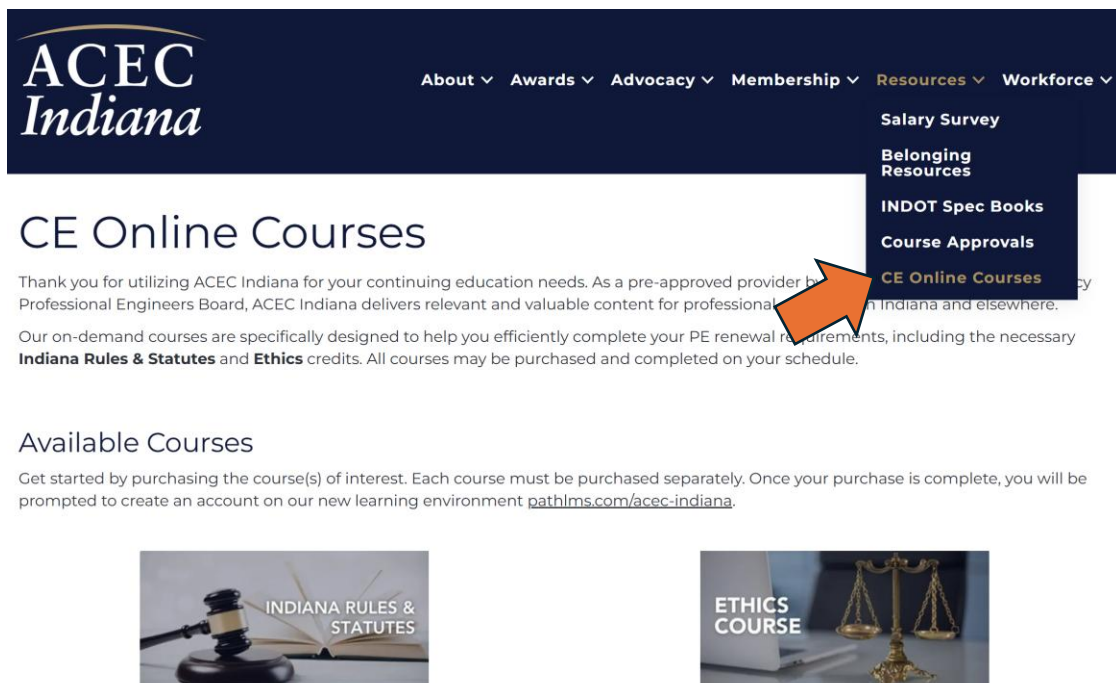
ACEC INDIANA CONTINUING EDUCATION 2026

Step-by-Step Guide to Using PathLMS / Blue Sky

Thank you for utilizing ACEC Indiana for your continuing education needs. Our on-demand courses are specifically designed to help you efficiently complete your PE renewal requirements, including the necessary **Indiana Rules & Statutes** and **Ethics** credits. All courses may be purchased and completed on your schedule.

Get Started

- ACEC Indiana has a new website and learning management system, so all users will need to create new logins. Visit acecindiana.org/ce-online-courses to get started!

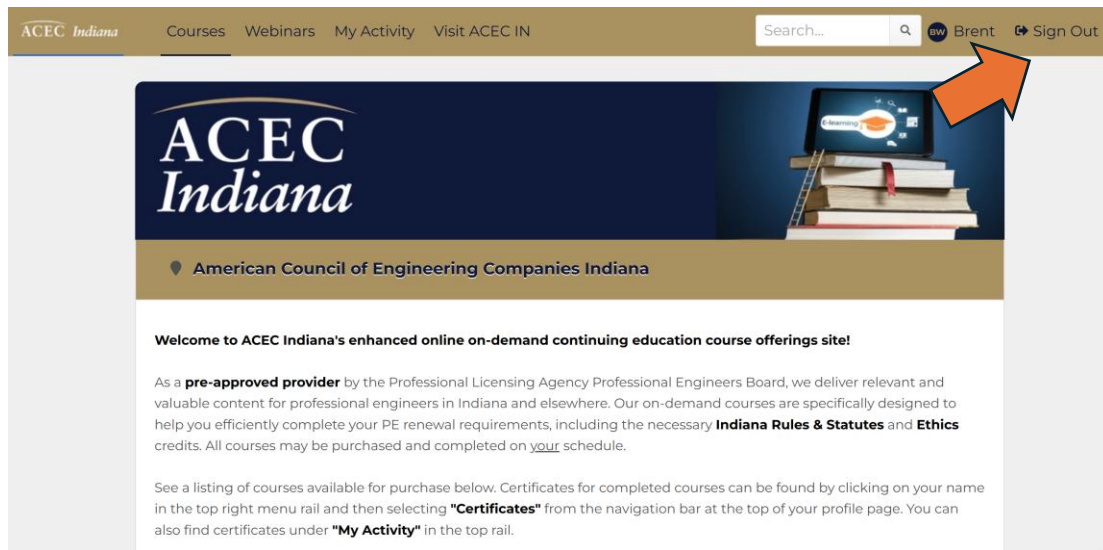


Purchase Courses

- Purchase the course(s) of interest. Each course must be purchased separately (linked below):
 - [Indiana Rules and Statutes Course](#)
 - [Ethics Course](#)
- You should receive a confirmation email after each purchase. This email contains a link to your purchase receipt and additional instructions for accessing your courses.
- New users and non-ACEC Indiana members will also receive a prompt to complete your "ACEC Indiana Account Activation" – please follow the prompts.

Create Your Account

- After purchasing the course, users can create an account in our new learning environment, PathLMS/Blue Sky, either via a new account activation or visiting the learning management system (LMS) and using your login.
- Visit pathlms.com/acec-indiana. You can revisit this link anytime after purchasing your course. Once purchased, our courses are available on-demand, allowing you to save your progress and return to complete the course at a later date.



- Sign In utilizing the same First Name, Last Name and Email you used to purchase the course.
 - ACEC Indiana members with verified Info Hub accounts may login automatically. If not, utilize the credentials for ACEC Indiana's website as your login.
 - New users will receive an email with a prompt to complete your "ACEC Indiana Account Activation" and should follow the prompts.



ACEC Indiana Create Account

Create an Account

First Name

Last Name

Email

Submit

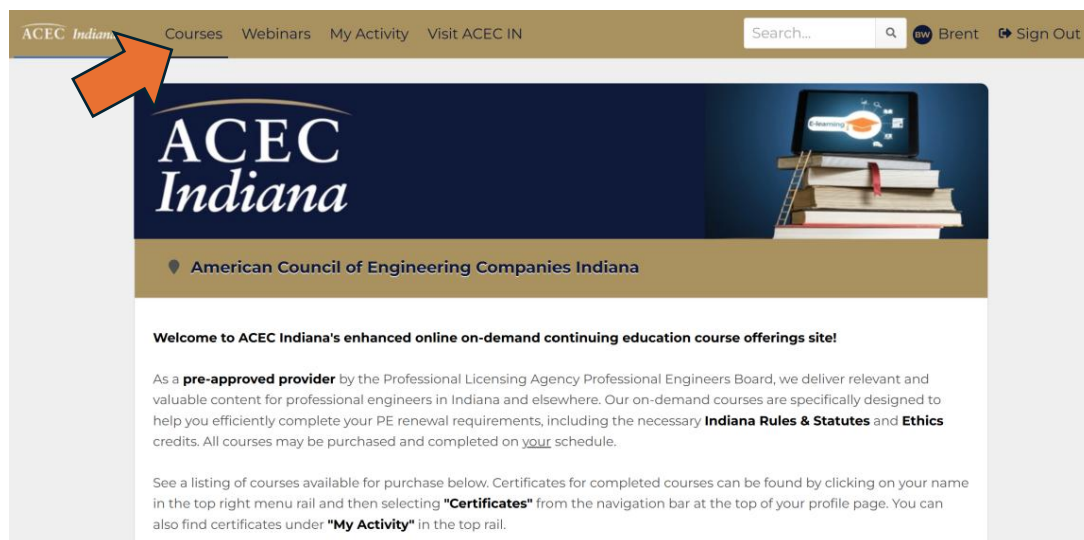
[Back to Login](#)

- Upon verification of your account, you may be referred to the ACEC Indiana Info Hub.
Click the continuing education button to return to the LMS.

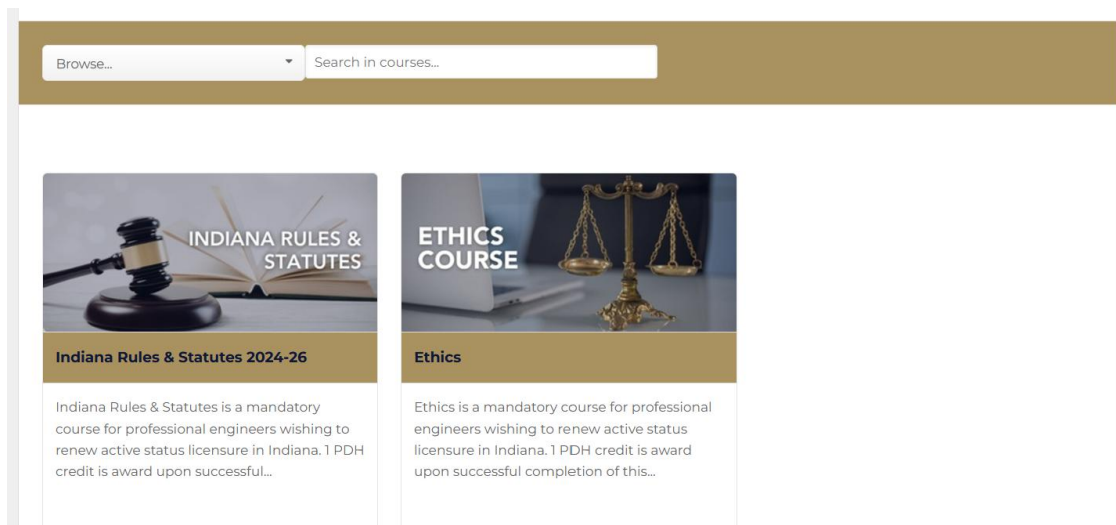


Access Your Courses

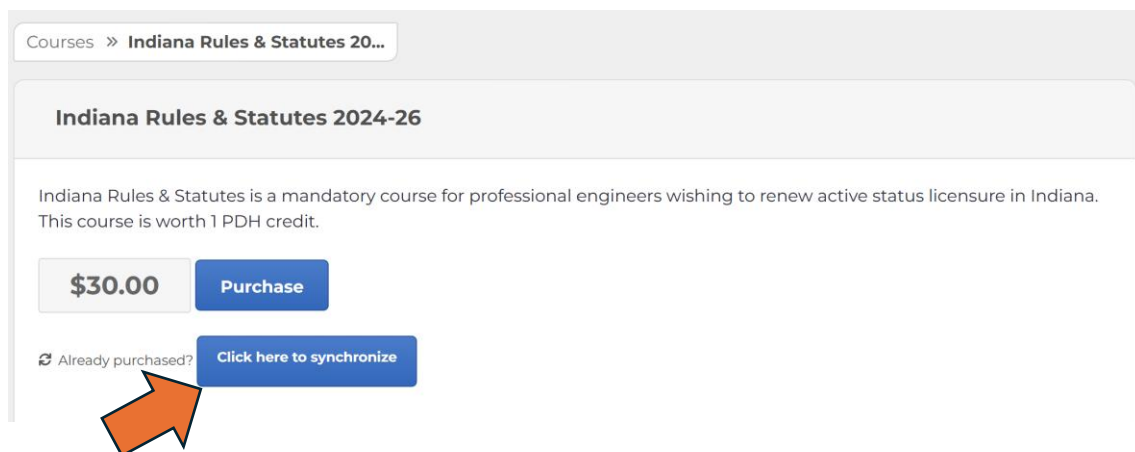
- Once your account has been created and you have a profile on the LMS, visit the "Courses" tab.



- Scroll down to find available courses and open the appropriate course.



- Synchronize if necessary to unlock course content, and you're ready to launch your course!



- Certificates will be accessible via a confirmation email from "Blue Sky" or your LMS dashboard.

Questions

- Please note that ACEC Indiana has a new website and learning management system, so all users will need to create new logins. Your previous login credentials may not work.

ACEC Indiana

For technical assistance or educational support, contact:

Liz Walker
 Director of Workforce Development
lwalker@ACECIndiana.org
 317-637-3563

